



Polar
MADE IN NORRLAND



WELCOME TO A NEW MODEL YEAR!

Here at Polar, 2020 began several years ago. As usual, we have a long-term perspective. We keep track of new technologies and are constantly working on new layout solutions. And we never rest.

One thing that's the same every year, however, is that each improvement is based on ensuring the highest levels of quality in everything we do. We only make a change to a Polar caravan if it brings a great improvement to the caravan and is thoroughly reliable.

An example of this is our new Polar panel that we launched this year. A world-first that we've been working on for several years. At last, it's in place! And it will continue to be developed in the years to come.

With the help of our Master Craftsmen, we build every single caravan by hand. And we do it with pride in the world's northernmost caravan factory in Dorotea – where the climate is the toughest.

In addition to the Polar panel, this year's new products include fantastic fabrics from Fibre-Guard, a corner kitchen in all model series, polished metal option and much, much more.

Welcome to Polar's 2020 range – it just gets better!



Tony Ekström, CEO



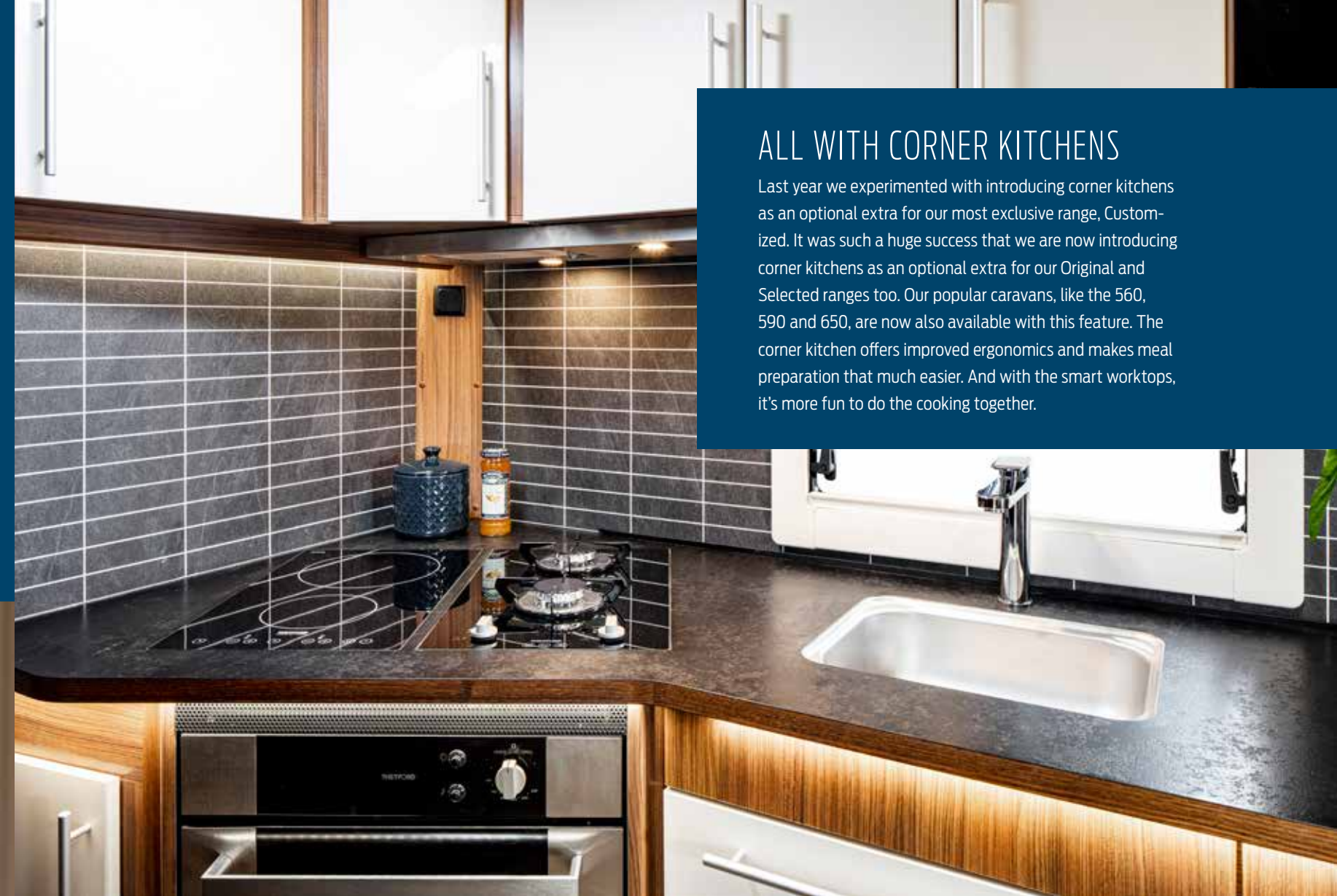
Parts of this catalogue can come to life, so download our app – Polar AR – and aim your phone at the picture beside the symbol, to bring the picture to life.

SOME NEW FEATURES IN 2020

We're always aiming to make improvements here at Polar.
So you can be sure of lots of new features in our 2020 ranges.
The top seven features are:

WORLD PREMIERE FOR THE POLAR PANEL

All of the Polar Selected and Customized caravans are being fitted with a 7-inch tablet (iPad Mini size). We call it the Polar Panel and it has a built-in DAB FM radio and Bluetooth. It has an easy-to-navigate display from which you can control most of your caravan's systems. The Panel's software is then continuously updated just like the apps on your phone. The Polar Panel will be extended with features that make owning a Polar even more enjoyable. Right from the start, it allows your authorised Polar workshop to make online updates of all the electrically-controlled components in your caravan – the same way that Tesla continuously updates and improves its cars.




ALL WITH CORNER KITCHENS

Last year we experimented with introducing corner kitchens as an optional extra for our most exclusive range, Customized. It was such a huge success that we are now introducing corner kitchens as an optional extra for our Original and Selected ranges too. Our popular caravans, like the 560, 590 and 650, are now also available with this feature. The corner kitchen offers improved ergonomics and makes meal preparation that much easier. And with the smart worktops, it's more fun to do the cooking together.

TEXTILES WITH COMFORTABLE FIBREGUARD

From now on, all Polar caravans are fitted with stylish, practical and soft FibreGuard fabrics. Engineered from the latest generation of fibres, FibreGuard fabrics are seriously easy to clean and keep stain-free. So if your dog leaves dirty paw prints, you spill a glass of red wine, or a jam sandwich lands upside down on the sofa – it's not a problem! FibreGuard's technology is certified by Oeko-tex (Standard 100) confirming that the fabrics are produced in an environmentally responsible way. There is no special finish on the fabrics. Their stain-free properties are permanent (like GoreTex) and are due to the construction of the fibres. FibreGuard is the result of years of research and testing.



HEADS UP: ADJUSTABLE BEDS

Adjustable head ends are also new as standard on the long and double beds. Raise it to the angle you want, locking the mechanism into a sturdy notch, so you can sit up in bed and read a book or use your laptop in comfort. Taking comfort to the next level!



SWEDISH CUSHIONS IN SWEDISH CARAVANS

All our cushions are sewn in Sweden. They all carry a little Swedish flag to show this. The Swedish textile industry is still alive and we feel it is important to use the skills that exist in the local community.



POLISHED METAL FOR ADDED LUXURY

You can now choose a polished metal finish as an optional extra in our most luxurious range, Customized. Polished metal gives the interior a lustrous and very clean look. It is also easier to keep clean than hammered metal. Otherwise, it is just as good and as rigid as hammered metal. Our polished metal is also easy to repair if it becomes damaged.



SO MUCH BETTER WITH SOFT CLOSE

The drawer storage systems in all the kitchens are brand new for 2020. Each drawer has its own soft close mechanism for silent closing. Just push the drawer and it slides shut automatically. What a wonderfully luxurious feature.



LOTS OF NEW SMALL FEATURES TOO!



THE BODYWORK:

- All caravans have a new type of premium tyre for better grip on the road.
- The chassis has a new reinforcing beam under the central aisle. This gives it even better torsion stiffness, road holding and stability.
- We're introducing 15" aluminium rims on all caravans. Looking good!
- All bathrooms will have a 28 x 28 cm skylight. Well-ventilated and an abundance of light!

COMFORT PACKAGE:

- Extra 12 V circulation pump distributes underfloor heating more evenly throughout.
- Thetford 170/31 l fridge/freezer with a black front panel – elegant and efficient.
- Rear loading hatch is included.
- LED strip light on the front window.
- Flyscreen door keeps unwanted intruders out.
- Towel drier now included.
- Midi Heki skylight – for space, light and ventilation.
- Ventilation hatch(es) - depending on caravan size.

FITTINGS:

- New mattress support for all TDS beds.
- All caravans now have smooth wardrobe doors for a fresh, stylish look.
- We're introducing a practical cushion stop on the seat pad by the kitchenette.
- All kitchenette drawers now feature Soft Close.
- We're introducing smart USB connection points in the new reading lamps in the caravans' front corners and children's room beds.

THE KITCHEN:

- A new type of gas oven in combination with induction/gas hob.
- New type of microwave oven.
- The corner kitchen gets a makeover (with space for more people).
- We've fitted a new, light grey wall panel with an irregular pattern.
- The built-in refrigerator has a new, flat, black front.

DESIGN PACKAGE:

- Choice of options in floor covering design patterns.
- Door with window.
- Cushion 40 x 40, 2 pcs.
- Choice of options in kitchen wall design patterns.
- Caravan tow hitch cover.
- Special aluminium wheel rims with black trimmings for a sporty look.

UPHOLSTERY:

For the 2020 season, we're introducing four new FibreGuard fabrics. As well as two types of leather and two new kinds of panel curtains. Making it possible for you to customise your caravan exactly the way you want it.

POLAR CONNECT

CONTROL YOUR CARAVAN
CONVENIENTLY




What if you could switch on the heating from the lift queue? Or check your caravan battery from the comfort of home? Well, now you can with our new, convenient Polar Connect. It's our updated system for connecting you to your caravan. Download and launch the Polar Connect app and it only takes a few minutes to create an account and get started with remote control of your caravan. Simply follow the instructions in the app and select your subscription option.

The app allows you to control the heating, refrigerator and lighting, for example. You can also check the status of your caravan, see if it has been moved and switch on the alarm. Communication with your caravan is mainly via a built-in SIM card that is activated automatically when you create your account in the app. You can download the Polar Connect app for both iOS and Android.

A FACTORY FILLED WITH KNOWLEDGE FOR GENERATIONS

Our factory in Dorotea boasts over 50 years of experience. Knowledge is constantly being passed on to new generations of Master Craftsmen. A combination of brains and heart – devising innovative solutions, improving and developing new models. And producing all interior fittings from scratch.

Have you downloaded our app
– Polar AR? Open the app and
point your phone at the picture
to bring it to life.



Fredrik Molin,
Master Craftsman

GENUINE CRAFTSMANSHIP NEVER GOES OUT OF STYLE

We take great pride in building our caravans – and have done since 1964. Every Polar caravan is built by real people, largely by hand, at our factory in the Norrland town of Dorotea. There are no assembly lines or robots to be found here. Polar is home to a special spirit and sense of community. Founded on the desire to do a good job – to build the best caravans on the market.




ALL INTERIOR FITTINGS ARE CREATED IN OUR OWN CARPENTRY WORKSHOP

We craft all the interior fittings in our carpentry workshop, with no compromise on quality. This includes cupboards, beds, wardrobes, sink units and much more. Everyone in our workshop team is passionate about quality. The materials are carefully selected and sourced locally, wherever possible. A single Master Craftsman will fit the entire interior of your caravan – a guarantee of quality.



Every caravan we produce should be completely top-class. And that's the way it has always been – 80% of all the Polar caravans ever made are still on the road today. You can't get a better recommendation than that.



NEW APP: POLAR AR!

A great new feature is our Polar AR app. Simply download the app from your phone's app store: App Store (iOS) or Google Market (Android). The Polar Connect app lets you control your caravan's systems and the Polar AR app is a source of information, communication and entertainment. It brings you unique offers and useful information. Short films introduce you to all our certified dealers. And you can watch the latest film about Polar. And there's more to come! We'll be launching AR films (Augmented Reality) so that you can step inside our caravans and watch them there. You'll also be able to see what it looks like with a caravan in tow behind your car! The app is already available to download – so go ahead!





BORN FREE

Freedom isn't given, it is taken. You don't have to stay in the same place all summer and get bogged down with all the jobs that need doing. Take your family on a journey instead. You can go wherever you want. Why not let your children decide? A few days in a big city will get the grumpiest of teenagers smiling again. Leave your troubles behind with a Polar caravan - hand-built by Master Craftsmen with a polar bear's sure grip on icy surfaces. Never forget that freedom is a very precious gift.





STABLE ON ANY ROAD

RELIABLE WINTER PROPERTIES

The lavish design with the most rigid body on the market ensures safe road-holding properties all year round – including winter. There are cheaper solutions to be found, but never on a Polar caravan. One of the secrets is that the floor's plywood seams are assembled using special reinforcing plates. This ensures that a Polar caravan always has excellent road holding.

ALWAYS COSY

WITH THE THICKEST INSULATION ON THE MARKET

Our unique construction and insulation technologies ensure superb water-tightness in Polar caravans. We provide the thickest wall and floor insulation on the market – up to 44 mm EPS. The insulation keeps out cold, heat and noise. Added to that is a ventilation system designed for Nordic conditions. The result: unbeatable indoor comfort.

STANDARD ON POLAR CARAVANS, OPTIONAL EXTRAS ON OTHER MAKES

Here at Polar we provide a high level of standard fittings. All our caravans are built to cope with the Nordic climate. The standard fittings that we include are extremely comprehensive. And since we incorporate features that really are essential in our climate, there is less need for you to add extras, which makes our production process more efficient. Some examples of standard fittings:

Hydronic underfloor heating providing uniform heat. All Polar caravans have a ball valve for efficient hot water distribution to give a very even temperature across the entire floor. The system has been customised for each model of Polar caravan.

Heated grey water drainage systems. The only manufacturer providing heated drainage systems as standard. You can empty this at any time without having to hack away ice.





EVERY POLAR CARAVAN IS TESTED IN A CLIMATE CHAMBER

7-YEAR WATER INGRESS GUARANTEE

While other manufacturers merely conduct spot checks, every single Polar caravan is individually tested in our climate chamber in Dorotea before leaving our factory. We expose the caravan to 36,000 litres of water and gale-force winds for a whole hour. One of our test specialists sits inside the caravan, taking humidity measurements and checking that all of our quality requirements are fulfilled. So when you get your Polar caravan, you know that it can cope with any challenge that comes its way.



METICULOUS NORRLANDERS

SAFEGUARDING YOUR LICENCE

Polar caravans have the highest approved load weights on the market. And that's not all. Every Polar caravan is individually weighed and receives a certificate showing its unique kerb weight. In this, we are unique in the industry. For us, it's about honesty and transparency. You have the right to know exactly how much weight your car needs to be capable of towing. And you have the right to know there is nothing to worry about if you are stopped for check weighing. With a Polar caravan, there is no risk that you might lose your driving licence because your caravan weighs more than the approximate weight shown on a standard certificate.

POLAR EDITION

Edition is our basic equipment package – like a “fleet edition”. This includes our most common optional extras at a hard-to-beat package price. What’s more, you can choose to add: gas oven, microwave, flyscreen door, tall corner cushions and Polar Connect. All in all, Polar Edition is an absolute bargain!



The sofa in the photo above is an optional extra.



590
 Interior length: 591 cm
 Living area: 14.05 m²
 Length with A-frame: 795 cm

680
 Interior length: 675 cm
 Living area: 16.05 m²
 Length with A-frame: 871 cm

730
 Interior length: 731 cm
 Living area: 17.37 m²
 Length with A-frame: 927 cm



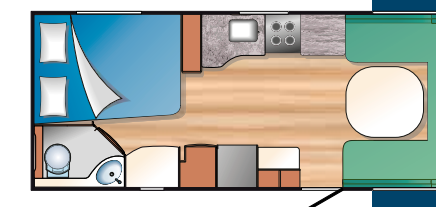
680



730



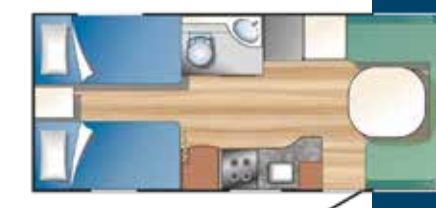
590 CTV **NEW**
 Bed 195 x 144/122
 Lounge seating group
 160 x 225 cm



590 CTH
 Bed 195 x 144/122
 Lounge seating group
 160 x 225 cm



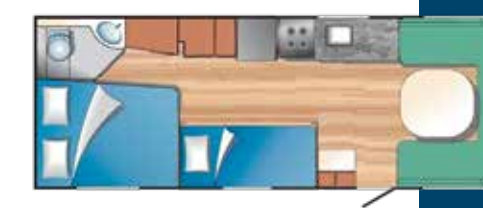
590 TR DB
 Bed 195 x 134/112 cm
 Lounge seating group
 160/132 x 225 cm



590 LB
 Beds 2 pcs, 195 x 88,5 cm
 Lounge seating group
 160/132 x 225 cm



590 BK
 Beds 195 x 134/112 cm,
 194 X 62,5 cm
 Lounge seating group
 160/132 x 225 cm



680 CTVX BK **NEW**
 Bed 195 x 144/122 cm, 186 x 81 cm
 Lounge seating group
 160 x 225 cm



730 CTVX BK **NEW**
 Beds 195 x 144/122 cm, 191 x 65,5 cm
 Lounge seating group
 160 x 225 cm



730 BR **NEW**
 Beds 195 x 134/112 cm,
 194 x 62,5/43,8 cm
 Lounge seating group
 160 x 225 cm



CUSTOMIZED

OUR MOST LUXURIOUS RANGE

THREE MODEL SERIES

EACH IN A CLASS OF ITS OWN

We never mess around with the renowned Polar quality. However, it should be available in different price ranges and dimensions. Consequently, we have divided our caravans into three model series: Original, Selected and Customized.

What differentiates them is the level of standard fittings and the options for customisation. With Original, you already have a level of standard fittings often considered to be optional extras by other manufacturers. We feel that these should be included in any caravan for our climate.

At Polar, we make your caravan to order. So you can design it specifically to suit your family. Each model series features carefully-selected equipment and fittings, but it is your choice of floor plan and interior and exterior extras that makes the caravan your own. No matter which model series you choose, you are guaranteed a superior-quality caravan.



ORIGINAL

You will find everything you need – and more. In comparison with other caravans, our basic model already boasts a range of excellent features. Many of our standard fittings are considered optional extras by other manufacturers. Our range of layouts and optional extras allow you to customise your caravan. The special features included in Selected and Customized are not available as optional extras.



SELECTED

Specially equipped with a carefully-selected luxury package that includes: extra comfy mattress pads, a larger refrigerator, improved audio system and ambient lighting. Naturally you can choose from all our floor plans and optional extras – including special fittings!



CUSTOMIZED

This is our most luxurious model series. Our designers will do everything they can to customise your caravan to meet your wishes. Customized has its own exclusive design with black design elements.



ORIGINAL

Even our Original basic model possesses our unique Polar quality and boasts comprehensive standard fittings to cope with the Nordic climate. Naturally every caravan is tested for water-tightness and has a unique weight certificate.



Bed lighting



Twin drapes children's room bed



Rotary electric cassette toilet

STANDARD FITTINGS

KITCHEN

- 4-burner hob
- Cutlery drawer
- Kitchen extractor fan
- Refrigerator with freezer compartment
- Waste basket
- Large kitchen window

BEDROOM

- 230 V outlet by headboard
- Wardrobe lighting
- Mattress pad, 3 cm
- Upholstered headboard
- Cushion 68 x 38 cm, 2 pcs
- Slatted base beds
- Bed lighting

LOUNGE SEATING GROUP

- Pre-prepared TV shelf
- Two speakers
- Choice of upholstery, curtains, drapes, bedspreads & two cushions

BATHROOM

- 230 V outlet
- Washroom skylight
- Rotary electric cassette toilet

OTHER INTERIOR FEATURES

- Waste water tank
- Battery 75 Ah
- Battery charger
- Central boiler that automatically switches between electricity & gas
- Circulation pump 12 V, adjustable settings
- Expansion tank
- Indoor & outdoor thermometer
- Residual current device
- Underfloor heating/radiator control option
- Alde 3020 Compact boiler
- Shoe drier in shoe compartment
- Touch panel
- Water heater
- Hydronic underfloor heating

EXTERIOR FEATURES

- Aluminium rims
- Electronic TV aerial
- Gas bottle holder
- Electrical socket indicator lamp
- Insulated exterior door
- Loading hatch, front right
- LED lighting, loading hatch & gas storage compartment
- Gas leak tester
- Slightly tinted windows with smooth exterior, fully adjustable, blind & flyscreen
- Mud flaps in wheel wells
- Corner steadies
- Corner steady crank handle
- Skylight, 40 x 40 cm
- Heated drain
- Exterior LED lighting
- Winter connection function

PRESELECTED OPTIONAL EXTRAS PACKAGE

COMFORT PACKAGE


- Extra 12 V circulation pump
- Towel drier
- 170 l refrigerator with freezer compartment
- Loading hatch, rear (wide, not available on all caravans)
- LED strip light, front window
- Flyscreen
- Midi Heki skylight
- Ventilation hatch(es)

DESIGN PACKAGE

- Door with window
- Rims with black decals
- Choice of flooring
- Fabric cushion 40 x 40 cm, 2 pcs
- Choice of kitchen wall covering
- Tow hitch cover

CHOICE OF INTERIOR FITTINGS


UPHOLSTERY



TEXTILE PACKAGE GREY



TEXTILE PACKAGE BROWN



KITCHEN WALL



FLOOR





SELECTED

This model series features a special luxury package, giving caravan life an extra touch of comfort and convenience. In addition to floor plans and optional extras, you can also select additional special fittings.



LED light in loading hatch



Protective front shelf lip



Hob lid

STANDARD FITTINGS

KITCHEN

- 4-burner hob
- Cutlery drawer
- Kitchen extractor fan
- Refrigerator with freezer compartment
- Waste basket
- Large kitchen window

BEDROOM

- 230 V outlet by headboard
- Wardrobe lighting
- Mattress pad, 3 cm
- Upholstered headboard
- Slatted base beds
- Bed lighting

LOUNGE SEATING GROUP

- Pre-prepared TV shelf
- Two speakers
- Choice of upholstery, curtains, drapes, bedspreads & two cushions

BATHROOM

- 230 V outlet
- Washroom skylight
- Rotary electric cassette toilet

OTHER INTERIOR FEATURES

- Waste water tank
- Battery 75 Ah
- Battery charger
- Central boiler that automatically switches between electricity & gas
- Circulation pump 12 V, adjustable settings
- Electrics system. Some features can be controlled via a smartphone
- Expansion tank
- Indoor & outdoor thermometer
- Residual current device
- Underfloor heating/radiator control option
- Alde 3020 Compact boiler
- Shoe drier in shoe compartment
- Touch panel
- Water heater
- Hydronic underfloor heating

EXTERIOR FEATURES

- Aluminium rims
- Electronic TV aerial
- Gas bottle holder
- Electrical socket indicator lamp
- Insulated exterior door
- Loading hatch, front right
- LED lighting, loading hatch & gas storage compartment
- Gas leak tester
- Slightly tinted windows with smooth exterior, fully adjustable, blind & flyscreen
- Mud flaps in wheel wells
- Corner steadies
- Corner steady crank handle
- Skylight, 40 x 40 cm
- Heated drain
- Exterior LED lighting
- Winter connection function

SELECTED INCLUDES:

KITCHEN

- Gas oven
- 170 l refrigerator with freezer compartment
- Choice of kitchen wall covering
- Microwave oven

BEDROOM

- Cushion 68 x 38 cm, 2 pcs
- Super de luxe mattress pads

LOUNGE SEATING GROUP

- Polar Connect
- Luxury table top
- Speaker, rear
- Indirect lighting for front side cabinets
- Cushion 40 x 40 cm, 2 pcs
- LED lighting in wardrobes, bed storage compartments, loading hatch & gas storage compartment
- LED strip light on front windows, 3 pcs
- Illuminated shelf in drinks cabinet
- Subwoofer
- Table extension

BATHROOM

- Tower drier
- Mirror with logo

OTHER INTERIOR FEATURES


- Load monitor
- Door with window
- Midi Heki skylight
- Flyscreen
- Choice of flooring
- Ventilation hatch(es)

EXTERIOR FEATURES

- Emblem on rear & front side panel
- Extra 12V circulation pump
- Rims with black decals
- Gas outlet point on wall
- Loading hatch, rear
- Tow hitch cover

CHOICE OF INTERIOR FITTINGS


UPHOLSTERY



LÖVSJÓ black




FJÄLLMYRA light grey




GRANLIDEN grey



SÖRFORS blue



SIMSJÓ beige leather



VÄSTSJÓ black leather


TEXTILE PACKAGE GREY



Curtain



Drapes



Bedspread



Cushions


TEXTILE PACKAGE BROWN



Curtain



Drapes




Bedspread




Cushions

KITCHEN WALL



Original wallpaper



Light grey




Dark grey

FLOOR



Antique board flooring



Grey clinker effect



CUSTOMIZED

This model series offers you even more possibilities. This is our most exclusive caravan.
You can recognise Customized models by the black trim.



Illuminated window shelf



High-gloss hatches



Microwave

STANDARD FITTINGS

KITCHEN

- 4-burner hob
- Cutlery drawer
- Kitchen extractor fan
- Refrigerator with freezer compartment
- Waste basket
- Large kitchen window

BEDROOM

- 230 V outlet by headboard
- Wardrobe lighting
- Mattress pad, 3 cm
- Upholstered headboard
- Slatted base beds
- Bed lighting

LOUNGE SEATING GROUP

- Pre-prepared TV shelf
- Two speakers
- Choice of upholstery, curtains, drapes, bedspreads & two cushions

BATHROOM

- 230 V outlet
- Washroom skylight
- Rotary electric cassette toilet

OTHER INTERIOR FEATURES

- Waste water tank
- Battery 75Ah
- Battery charger
- Central boiler that automatically switches between electricity & gas
- Circulation pump 12 V, adjustable settings
- Electrics system. Some features can be controlled via a smartphone
- Expansion tank
- Indoor & outdoor thermometer
- Residual current device
- Underfloor heating/radiator control option
- Alde 3020 Compact boiler
- Shoe drier in shoe compartment
- Touch panel
- Water heater
- Hydronic underfloor heating

EXTERIOR FEATURES

- Aluminium rims
- Electronic TV aerial
- Gas bottle holder
- Electrical socket indicator lamp
- Insulated exterior door
- Loading hatch, front right
- LED lighting, loading hatch & gas storage compartment
- Gas leak tester
- Slightly tinted windows with smooth exterior, fully adjustable, blind & flyscreen
- Mud flaps in wheel wells
- Corner steadies
- Corner steady crank handle
- Skylight, 40 x 40 cm
- Heated drain
- Exterior LED lighting
- Winter connection function

CUSTOMIZED ALSO INCLUDES

KITCHEN

- Gas oven
- Induction hob
- 170 l refrigerator with freezer compartment
- Choice of kitchen wall covering
- Microwave oven

BEDROOM

- Cushion 68 x 38 cm, 2 pcs
- Super de luxe mattress pads

LOUNGE SEATING GROUP

- Polar Connect
- Luxury table top
- Speaker, rear
- Indirect lighting for front side cabinets
- Cushion 40 x 40 cm, 2 pcs
- LED lighting in wardrobes, bed storage compartments, loading hatch & gas storage compartment
- LED strip light on front windows, 3 pcs
- Illuminated shelf in drinks cabinet
- Subwoofer
- Table extension

BATHROOM

- Towel drier
- Mirror with logo

OTHER INTERIOR FEATURES


- Load monitor
- Central vacuum cleaner
- Door with window
- Carbon monoxide detector
- Automatic Climate Control ACC
- Midi Heki skylight
- Flyscreen
- Choice of flooring
- Choice of textiles/leather
- Ventilation hatch(es)

EXTERIOR FEATURES

- Emblem on rear & front side panel
- Extra 12 V circulation pump
- Rims with black decals
- Gas outlet point on wall
- Gas changeover regulator
- Loading hatch, rear
- Layout customisation option
- Tow hitch cover

CHOICE OF INTERIOR FITTINGS


UPHOLSTERY



LÖVSJÖ black




FJÄLLMYRA light grey




GRANLIDEN grey



SÖRFORS blue



SIMSJÖ beige leather



VÄSTSJÖ black leather

TEXTILE PACKAGE GREY



Curtain



Drapes



Bedspread



Cushions

TEXTILE PACKAGE BROWN



Curtain



Drapes



Bedspread



Cushions

KITCHEN WALL



Original wallpaper



Light grey




Dark grey

FLOOR



Antique board flooring



Grey clinker effect



WHICH CARAVAN SHOULD WE CHOOSE?

CARAVAN SIZE

You begin by selecting the size. The figure in the name of the caravan indicates the interior length in centimetres.

FLOOR PLAN

How many will be sleeping in your caravan? How much luggage will you have? Do you need extra space for all your sports equipment? From our wide selection of layouts you'll find a caravan that's perfect for your needs!

SINGLE AXLE OR DOUBLE AXLE?

A single-axle caravan has just one wheel on each side, while a double-axle (bogie) caravan has two. The weight of the caravan is the primary factor in determining the construction. All single-axle caravans therefore weigh slightly less and are more suited to cars with less towing power. Single-axle caravans are easier to manoeuvre in situations such as parking, while double-axle caravans are more stable while driving.

EIGHT CARAVANS

1,000 LIFESTYLES



520

COMPACT YET COMPLETE

Thanks to its smart layout, our smallest caravan is both spacious and well-equipped. The 520 is easy to park even in narrow spaces and provides for smooth driving even on the most winding of roads.



620

PLENTY OF ROOM

A larger caravan with multiple layout options. Smart storage spaces make it simple to pack everything you need for adventures on the slopes, fishing trips or days on the beach. In spite of its size, towing is a smooth and easy experience.



730

A FAVOURITE FOR LONGER TRIPS

Life is always easier with plenty of storage space, especially if you're off on a longer trip. No wonder then that this is the favourite among long-term caravanners. The well-proportioned areas provide comfortable accommodation, whatever the layout.



560

THE FAVOURITE

A size that many feel to be 'just right'; this is our best-selling model. Several different floor plans allow for great freedom of choice. Maybe you would like an extra berth, or an extra roomy kitchen?



650

SINGLE AXLE GIANT

Our largest single-axle caravan has enough room for everyone and is even available with a separate children's room at the rear, which is usually a hit with the entire family. Not travelling with children? Choose a layout with a luxuriously large bathroom, the full width of the caravan.



840

LUXURY LIVING IN 20 M²

Large bathroom, several wardrobes, extra seating group which converts into a bed, roomy and well-equipped kitchen. No matter which floor plan you choose, you are assured of a wonderfully spacious holiday home.



590

UP TO EIGHT BERTHS

Luxury living for two or a cosy holiday home for all the family. With floor plans that include a children's bedroom, a full-width bathroom and an inspiring corner kitchen, you've plenty to choose from.



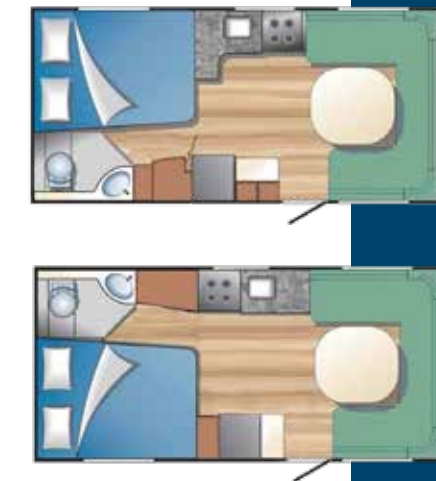
680

ROOM FOR EVERYTHING AND EVERYONE

The perfect caravan for the family that wants to do different things at the same time. Depending on the floor plan, you can choose an extra seating group for a quiet area, a separate children's room at the rear of the caravan, an extra spacious and functional kitchen, a large bathroom, or perhaps a bedroom that feels secluded from the social space.

- LB:** Two separate beds.
- DB:** Double bed.
- CTH:** Double bed with toilet in right rear corner.
- CTV:** Double bed with toilet in left rear corner.
- BK:** Caravan with children's room.
- BR:** Children's room.
- TDS:** Crosswise double bed.
- VK:** Corner kitchen.
- TR:** Bathroom the full width of the caravan.
- TRX:** Bathroom the full width of the caravan. Extra seating in the middle of the caravan.
- CTVX:** Double bed with toilet in left rear corner. Extra seating in the middle of the caravan.

520



520 CTH
Bed 195 x 144/122 cm
Lounge seating group
160/132 x 225 cm

520 CTV
Bed 195 x 144/122 cm
Lounge seating group
160/132 x 225 cm

COMPACT YET COMPLETE

Our smallest caravan, which thanks to its smart floor plan is both spacious and well-equipped. The 520 is easy to park in narrow spaces and provides for smooth driving even on the most winding of roads.

Interior length: 507 cm
Living area: 12.05 m²
Length with A-frame: 711 cm

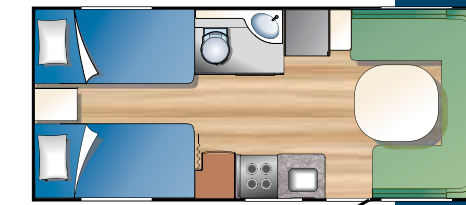




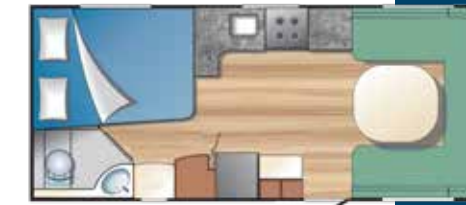
THE FAVOURITE

A size that many feel to be 'just right'; this is our best-selling model. Several different floor plans allow for great freedom of choice. Maybe you would like an extra berth, or an extra roomy kitchen?

Interior length: 563 cm
 Living area: 13.40 m²
 Length with A-frame: 767 cm



560 LB
 Beds 2 pcs, 195 x 88,5 cm
 Lounge seating group
 160/132 x 225 cm



560 CTH
 Bed 195 x 144/122 cm
 Lounge seating group
 160 x 225 cm



560 CTV
 Bed 195 x 144/122 cm
 Lounge seating group
 160 x 225 cm



560 CTH VK
 Bed 195 x 144/122 cm
 Lounge seating group
 160 x 225 cm

NEW

590



Have you downloaded our app – Polar AR? Open the app and point your phone at the picture to bring it to life.



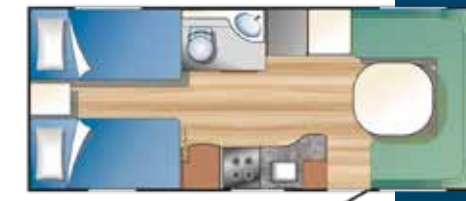
UP TO EIGHT BERTHS

Luxury living for two or a cosy holiday home for all the family. With floor plans that include a children's bedroom, a full-width bathroom and an inspiring corner kitchen, you've plenty to choose from.

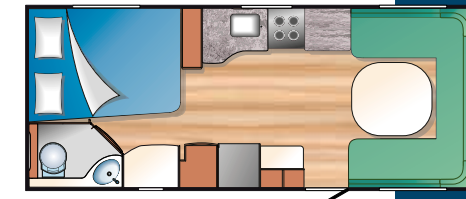
Interior length: 591 cm
Living area: 14.05 m²
Length with A-frame: 795 cm



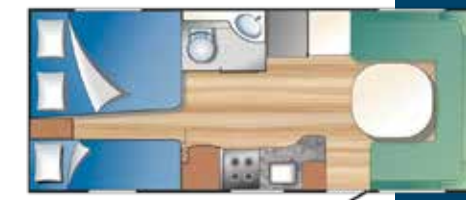
Photos taken inside a POLAR 590.



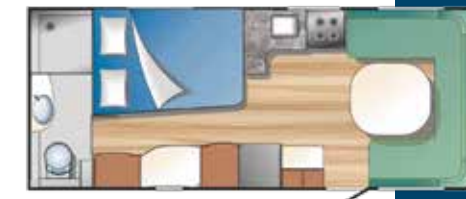
590 LB
Bed 2 pcs, 195 x 88,5 cm
Lounge seating group
160/132 x 225 cm



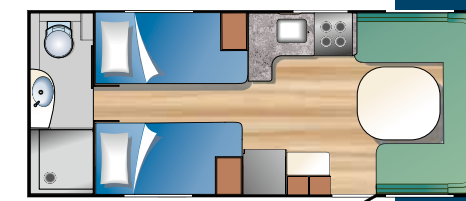
590 CTH
Bed 195 x 144/122 cm
Lounge seating group
160 x 225 cm



590 BK
Beds 195 x 134/112 cm,
194 x 62,5 cm
Lounge seating group
160/132 x 225 cm



590 TR DB
Bed 195 x 134/112 cm
Lounge seating group
160/132 x 225 cm



590 TR LB
Beds 2 pcs, 195 x 88,5 cm
Lounge seating group
160/132 x 225 cm



590 CTV
Bed 195 x 144/122 cm
Lounge seating group
160 x 225 cm

NEW



590 CTH VK
Bed 195 x 144/122 cm
Lounge seating group
160/188 x 225 cm

NEW



THE PERFECT BALANCE BETWEEN SIZE AND DRIVEABILITY

A larger caravan with multiple layout options. Smart storage spaces make it simple to pack everything you need for adventures on the slopes, fishing trips or days on the beach. In spite of its size, towing is a smooth and easy experience.

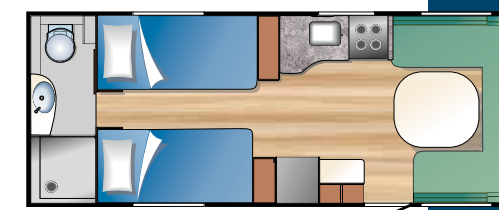
Interior length: 619 cm
 Living area: 14.72 m²
 Length with A-frame: 824 cm



Photos taken inside a POLAR 620.



620 BK
 Beds 195 x 134/112 cm,
 194 x 62,5 cm
 Lounge seating group
 160 x 225 cm



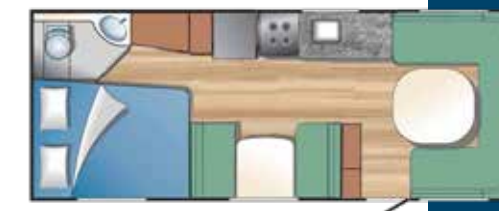
620 TR LB
 Beds 2 pcs, 195 x 88,5 cm,
 Lounge seating group
 160/132 x 225 cm



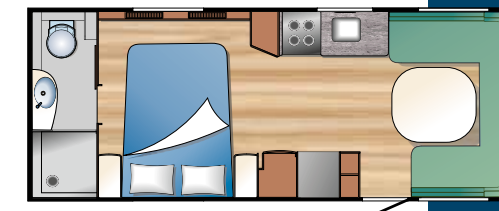
620 LB
 Beds 2 pcs, 195 x 88,5 cm
 Lounge seating group
 160/132 x 225 cm



620 TR DB
 Bed 195 x 134/112 cm
 Lounge seating group
 160/132 x 225 cm



620 CTVX
 Bed 195 x 144/122 cm
 Lounge seating group
 160/132 x 225 cm
 Small seating group 195 x 85 cm




620 TR TDS
 Bed 190 x 140 x 125,5 cm
 Lounge seating group
 160/132 x 225 cm



SINGE AXLE GIANT

Our largest single-axle caravan has enough room for everyone and is even available with a separate children's room at the rear, which is usually a hit with the entire family. Not travelling with children? Choose a layout with a luxuriously large bathroom, the full width of the caravan.

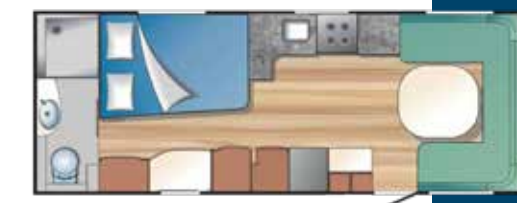
Interior length: 647 cm
 Living area: 15.38 m²
 Length with A-frame: 851 cm



650 TDS BK
 Beds 190 x 140 x 125.5 cm,
 183 x 69,7/53,5, 183 x 65,9/49,7 cm
 Lounge seating group
 160/132 x 225 cm



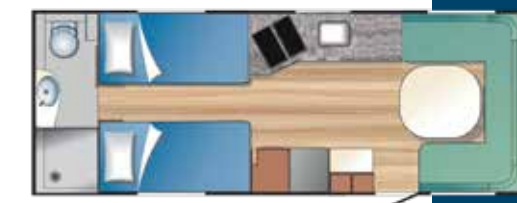
650 TR LB
 Beds 2 pcs, 195 x 88,5 cm,
 Lounge seating group
 160/132 x 225 cm



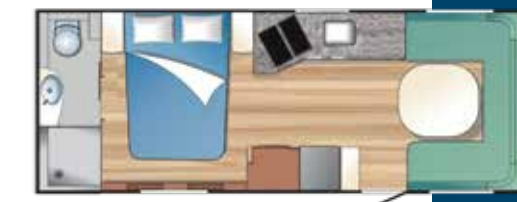
650 TR DB
 Bed 195 x 134/112 cm
 Lounge seating group
 160/132 x 225 cm



650 TR TDS
 Bed 190 x 140 x 125.5 cm
 Lounge seating group
 160 x 225 cm



650 TR LB VK NEW
 Beds 2 pcs, 195 x 88,5 cm,
 Lounge seating group
 160/132 x 225 cm



650 TR TDS VK NEW
 Bed 190 x 140 x 125.5 cm
 Lounge seating group
 160 x 225 cm

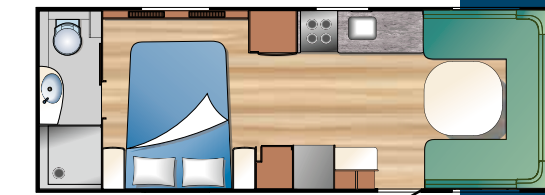
Photos taken inside a POLAR 650.



ROOM FOR EVERYTHING AND EVERYONE

The perfect caravan for the family that wants to do different things at the same time. Depending on the floor plan, you can choose an extra seating group for a quiet area, a separate children's room at the rear of the caravan, an extra spacious and functional kitchen, a large bathroom, or perhaps a bedroom that feels secluded from the social space.

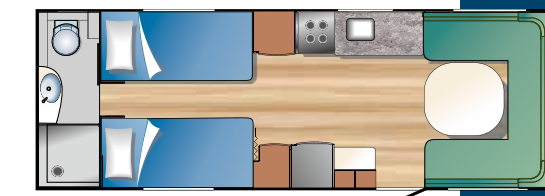
Interior length: 675 cm
Living area: 16.05 m²
Length with A-frame: 871 cm



680 TR TDS
 Bed 190 x 140 x 125.5 cm
 Lounge seating group
 160 x 225 cm



680 TR DB
 Bed 195 x 134/112 cm
 Lounge seating group
 160 x 225 cm



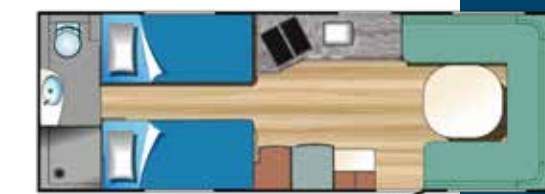
680 TR LB
 Beds 2 pcs, 195 x 88,5 cm
 Lounge seating group
 160 x 225 cm



680 CTVX
 Bed 195 x 144/122 cm
 Lounge seating group
 160 x 225 cm
 Small seating group 187 x 85 cm



680 TRDB VK NEW
 Bed 195 x 134/112 cm
 Lounge seating group
 188/160 x 225 cm



680 TR LB VK NEW
 Beds 2 pcs, 195 x 88,5 cm
 Lounge seating group
 188/160 x 225 cm



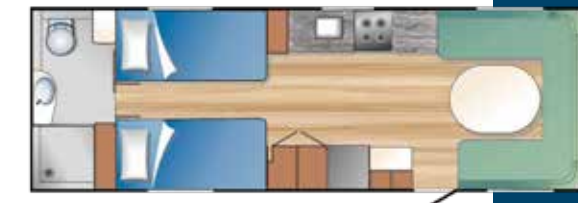
680 TR TDS VK NEW
 Bed 190 x 140 x 125.5 cm
 Lounge seating group
 188/160 x 225 cm



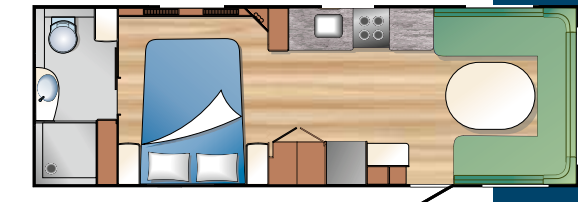
A FAVOURITE FOR LONGER TRIPS

Life is always easier with plenty of storage space, especially if you're off on a longer trip. No wonder then that this is the favourite among long-term caravanners. The well-proportioned areas provide comfortable accommodation, whatever the floor plan.

Interior length: 731 cm
 Living area: 17.37 m²
 Length with A-frame: 927 cm



730 TR LB
 Beds 2 pcs, 195 x 88,5 cm
 Lounge seating group
 188/160 x 225 cm



730 TR TDS
 Bed 190 x 140 x 125 cm
 Lounge seating group
 188/160 x 225 cm



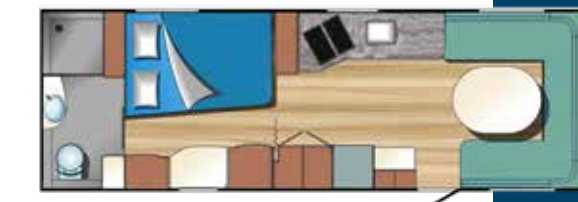
730 BR
 Beds 195 x 134/112 cm,
 194 x 62,5/43,8 cm
 Lounge seating group
 160 x 225 cm



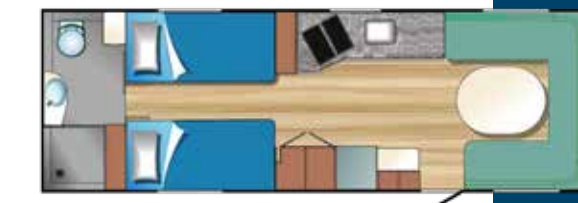
730 TR DB
 Bed 195 x 134/112 cm
 Lounge seating group
 188/160 x 225 cm



730 CTVX BK
 Beds 195 x 144/122 cm,
 191 x 65,5 cm
 Lounge seating group 160/225 cm
 Small seating group 187 x 85 cm



730 TR DB VK NEW
 Bed 195 x 134/112 cm
 Lounge seating group
 188/160 x 225 cm



730 TR LB VK NEW
 Beds 2 pcs, 195 x 88,5 cm
 Lounge seating group
 188/160 x 225 cm



730 TR TDS VK NEW
 Bed 190 x 140 x 125,5 cm
 Lounge seating group
 188/160 x 225 cm



LUXURY LIVING IN 20 M²

Large bathroom, several wardrobes, extra seating group which converts into a bed, roomy and well-equipped kitchen. No matter which floor plan you choose, you are assured of a wonderfully spacious holiday home.

Interior length: 843 cm
 Living area: 19.89 m²
 Length with A-frame: 1036 cm



840 TRX LB
 beds 2 pcs, 195 x 88,5 cm
 Lounge seating group
 160 x 225 cm
 Small seating group
 195 x 100 cm



840 BR
 Beds 195 x 134/112, 183 x 77,5 cm
 Lounge seating group
 160 x 225 cm
 Small seating group
 173 x 79/49.5 cm



840 TRX TDS
 Bed 190 x 140 x 125.5 cm
 Lounge seating group
 160 x 225 cm
 Small seating group
 195 x 100 cm



A ROOM WITH A VIEW

THE LIVING ROOM

Space for everyone and everything. The perfect spot for socialising and spending time together. It's a dining room, TV room and living room, all in one. The seating group is designed to provide space for as many people as possible, and you can be sure of sitting comfortably on the extra thick cushions. It can easily be converted

into a sleeping berth, and just like that you have an extra bedroom. You decide how you want your living room to look. What fabric or leather do you want for your seating? What type of curtains do you want – classic style with tie-backs or sleek panel blinds? It's your choice.



HEART OF THE HOME

THE KITCHEN

Cooking shouldn't be hard work when you're on holiday – it should be simple and inspiring. A highly practical kitchen with lots of workspace and storage is therefore essential. And that's exactly what you get with all our kitchens, plus a window to enhance the space.

You can choose an induction hob and gas oven as optional extras, so you can cook just as you do at home. Whether that means slow cooking or roasting the seasonal turkey, it's no problem at all!



THE THICKEST MATTRESSES ON THE MARKET

THE BEDROOM

Enjoying a good night's sleep on holiday should be a matter of course. Sleep recharges your batteries. All of our beds come with the thickest mattresses on the market. The temperature of the sleeping area is regulated separately, and clear partitions from the rest of the space are integral. Ensuring the whole family gets a good night's sleep. If you want to create more space in the daytime, our extending cross-wise double bed is the perfect choice. The bed can be set to divan

position, which makes it 16 cm shorter. And, of course, this is available as an electrically-powered function. You have practical storage space beneath the double bed which can be lifted up to facilitate cleaning. If you choose single beds, you can opt for the luxurious 'breakfast in bed' position.



FOR THE MOST IMPORTANT MEMBERS OF THE FAMILY

THE CHILDREN'S ROOM

Travelling with children should be enjoyable and trouble-free. We've got it covered with our child-friendly caravans. Our special children's room solutions provide them with their very own cosy nest right at the rear of the caravan. Bunk beds with twin curtains allow children to have their own little den – available as an optional extra.



Folding door instead of drapes



Protective netting for bunk beds



Everyone deserves to enjoy a good night's sleep on holiday. So you can opt for a rear children's room. And a double bed that is electrically adjustable with the thickest mattresses on the market.



CONVENIENT AND ROTATING

THE TOILET


A cassette toilet is included as standard. However, if you're not keen on all the work of emptying and cleaning the tank, choose a gas-powered incineration toilet instead. It is simple to maintain and more hygienic. Before using the toilet, you simply place a watertight bag in the bowl, after which the incinerator does the rest of the work for you. Each use of the toilet requires around 100 g of gas. One week of use results in approximately 200 ml of clean, odourless and bacteria-free ash, which you can even use to fertilise the plants! To empty the incineration chamber, the entire toilet seat lifts up for easy access.



A TOUCH OF ADDED LUXURY

THE BATHROOM

Whatever the layout, you are guaranteed a well-designed bathroom with ample storage space. All shower corners are separated from the rest of the bathroom by a smart folding partition that takes up minimal space. For a more spacious feel, choose a bathroom that extends across the entire rear width of the caravan.



TEXTILE FURNISHINGS

CURTAINS, SOFA AND BEDS

All textiles in a Polar caravan are made of FibreGuard. It is an extremely practical fabric that you simply wipe down if you spill anything or the dog puts its dirty paws on the sofa. FibreGuard is not a finish, but is a unique way of weaving the fibres. Of course you can furnish your caravan in your own style. Leather is a popular option for the seating group and adds an extra feeling of luxury. Take your pick of classic curtains or panel blinds, which naturally match the sofa.



Fabric/curtain: LÖVSJÖ



Fabric/curtain: GRANLIDEN



Fabric/curtain: FJÄLLMYRA



Fabric/curtain: SÖRFORS



Fabric/curtain: SIMSJÖ



Fabric/curtain: VÄSTSJÖ



Panel: PRÄSTKRAGE



Panel: SOLROS



520



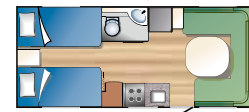
520 CTH
BED 195 x 144/122 cm
LOUNGE SEATING GROUP 160/132 x 225 cm



520 CTV
BED 195 x 144/122 cm
LOUNGE SEATING GROUP 160/132 x 225 cm



560



560 LB
BEDS 2 pcs, 195 x 88.5 cm
LOUNGE SEATING GROUP 160/132 x 225 cm



560 CTH
BED 195 x 144/122 cm
LOUNGE SEATING GROUP 160 x 225 cm




560 CTV
BED 195 x 144/122 cm
LOUNGE SEATING GROUP 160 x 225 cm



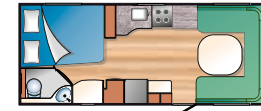
560 CTHVK **NEW**
BED 195 x 144/122 cm
LOUNGE SEATING GROUP 160 x 225 cm



590



590 LB
BEDS 2 stk, 195 x 88.5 cm
LOUNGE SEATING GROUP 160/132 x 225 cm



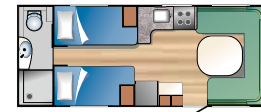
590 CTH
BED 195 x 144/122 cm
LOUNGE SEATING GROUP 160 x 225 cm



590 BK
BEDS 195 x 134/112 cm, 194 x 62.5 cm
LOUNGE SEATING GROUP 160/132 x 225 cm



590 TR DB
BED 195 x 134/112 cm
LOUNGE SEATING GROUP 160/132 x 225 cm



590 TR LB
BEDS 2 pcs, 195 x 88.5 cm
LOUNGE SEATING GROUP 160/132 x 225 cm



590 CTV **NEW**
BED 195 x 144/122 cm
LOUNGE SEATING GROUP 160 x 225 cm



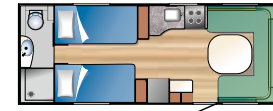
590 CTHVK **NEW**
BED 195 x 144/122 cm
LOUNGE SEATING GROUP 160/188 x 225 cm



620



620 BK
BEDS 195 x 134/112 cm, 194 x 62.5 cm
LOUNGE SEATING GROUP 160 x 225 cm



620 TR LB
BEDS 2 pcs, 195 x 88.5 cm
LOUNGE SEATING GROUP 160/132 x 225 cm




620 LB
BEDS 2 stk, 195 x 88.5 cm
LOUNGE SEATING GROUP 160/132 x 225 cm



620 TR DB
BED 195 x 134/112 cm
LOUNGE SEATING GROUP 160/132 x 225 cm



620 CTVX
BED 195 x 144/122 cm
LOUNGE SEATING GROUP 160/132 x 225 cm
SMALL SEATING GROUP 195 x 85 cm



620 TR TDS
BED 190 x 140 x 125.5 cm
LOUNGE SEATING GROUP 160/132 x 225 cm



650



650 TDS BK
BEDS 190 x 140 x 125.5 cm,
183 x 69.7/53.5 cm, 183 x 65.9/49.7 cm
LOUNGE SEATING GROUP 160/132 x 225 cm



650 TR LB
BEDS 2 stk, 195 x 88.5 cm
LOUNGE SEATING GROUP 160/132 x 225 cm



650 TR DB
BED 195 x 134/112 cm
LOUNGE SEATING GROUP 160/132 x 225 cm



650 TR TDS
BED 190 x 140 x 125.5 cm
LOUNGE SEATING GROUP 160 x 225 cm



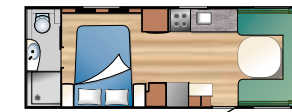
650 TR LB VK **NEW**
BEDS 2 stk, 195 x 88.5 cm
LOUNGE SEATING GROUP 160/132 x 225 cm



650 TR TDS VK **NEW**
BED 190 x 140 x 125.5 cm
LOUNGE SEATING GROUP 160 x 225 cm



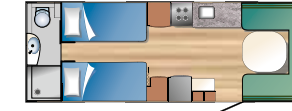
680



680 TR TDS
BED 190 x 140 x 125.5 cm
LOUNGE SEATING GROUP 160 x 225 cm



680 TR DB
BED 195 x 134/112 cm
LOUNGE SEATING GROUP 160 x 225 cm



680 TR LB
BEDS 2 stk, 195 x 88.5 cm
LOUNGE SEATING GROUP 160 x 225 cm



680 CTVX
BED 195 x 144/122 cm
LOUNGE SEATING GROUP 160 x 225 cm
SMALL SEATING GROUP 187 x 85 cm



680 TR DB VK **NEW**
BED 195 x 134/112 cm
LOUNGE SEATING GROUP 188/160 x 225 cm



680 TR LB VK **NEW**
BEDS 2 stk, 195 x 88.5 cm
LOUNGE SEATING GROUP 188/160 x 225 cm



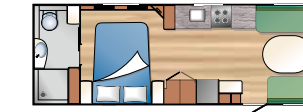
680 TR TDS VK **NEW**
BED 190 x 140 x 125.5 cm
LOUNGE SEATING GROUP 188/160 x 225 cm



730



730 TR LB
BEDS 2 stk, 2 st 195 x 88.5 cm
LOUNGE SEATING GROUP 188/160 x 225 cm



730 TR TDS
BED 190 x 140 x 125.5 cm
LOUNGE SEATING GROUP 188/160 x 225 cm



730 BR
BEDS 195 x 134/112 cm, 194 x 62.5/43.8 cm
LOUNGE SEATING GROUP 160 x 225 cm




730 TR DB
BED 195 x 134/112 cm
LOUNGE SEATING GROUP 188/160 x 225 cm



730 CTVX BK
BEDS 195 x 144/122 cm, 191 x 65.5 cm
LOUNGE SEATING GROUP 160/225 cm
SMALL SEATING GROUP 187 x 85 cm



730 TR DB VK **NEW**
BED 195 x 134/112 cm
LOUNGE SEATING GROUP 188/160 x 225 cm



730 TR LB VK **NEW**
BEDS 2 stk, 195 x 88.5 cm
LOUNGE SEATING GROUP 188/160 x 225 cm



730 TR TDS VK **NEW**
BED 190 x 140 x 125.5 cm
LOUNGE SEATING GROUP 188/160 x 225 cm



840



840 TRX LB
BEDS 2 stk, 195 x 88.5 cm
LOUNGE SEATING GROUP 160 x 225 cm
SMALL SEATING GROUP 195 x 100 cm



840 BR
BEDS 195 x 134/112 cm, 183 x 77.5 cm
LOUNGE SEATING GROUP 160 x 225 cm
SMALL SEATING GROUP 173 x 79/49.5 cm




840 TRX TDS
BED 190 x 140 x 125.5 cm
LOUNGE SEATING GROUP 160 x 225 cm
SMALL SEATING GROUP 195 x 100 cm

- LB:** Two separate beds.
- DB:** Double bed.
- CTH:** Double bed with toilet in right rear corner.
- CTV:** Double bed with toilet in left rear corner.
- BK:** Caravan with children's room.
- BR:** Children's room.
- TDS:** Crosswise double bed.
- VK:** Corner kitchen.
- TR:** Bathroom the full width of the caravan.
- TRX:** Bathroom the full width of the caravan.
Extra seating in the middle of the caravan.
- CTVX:** Double bed with toilet in left rear corner.
Extra seating in the middle of the caravan.

NEW GENERATIONS OF MASTER CRAFTSMEN IN DOROTEA

It's not easy building a caravan with the perfect interior fit. You need a good understanding of the materials you're working with, how they move and age. It requires great skill to produce the seamless look that you'll find in our caravans. Our Master Craftsmen are experts who ensure a lasting fit and attention to detail, and we make sure that these skills are passed on to new generations. And each generation will pass these skills – and new skills too – on to the next generation.

Have you downloaded our app
– Polar AR? Open the app and
point your phone at the picture
to bring it to life.



Jonatan Stenström,
Master Craftsman



SMART OPTIONAL EXTRAS...

...AND A PERSONALISED EXTERIOR

After all, it's not just the interior that matters. Not when it comes to simple and convenient caravanning. Our exterior optional extras allow you to make your Polar even smarter, more flexible and more practical. A taste of what's available:

EXTERIOR OPTIONAL EXTRAS

- | | |
|---------------------------------------------|------------------------------------------------|
| Cycle rack for two bikes | Loading hatches |
| Extra rear skylight | Mover |
| Extra window in washroom | Flyscreen door |
| Rims with black decals | Spare wheel carrier in gas storage compartment |
| Gas changeover regulator | Solar panel |
| Gas outlet point in gas storage compartment | Large front skylight |
| IDC stabilisation system | Skylight with fan |
| Hitch lock | Exterior shower |
| Charge booster | |

CERTAIN OPTIONAL EXTRAS ARE ONLY AVAILABLE FOR SPECIFIC MODELS



An external loading hatch makes it easy to pack your most cumbersome camping gear.



A door with a window is available as an optional extra in the Selected package.



Mover automatically makes fine adjustments to the caravan's positioning, with no need for a towing vehicle.



Tow hitch cover – attractive, modern and durable protective cover.




A gas changeover regulator automatically switches to the reserve bottle when the first is depleted.



A gas outlet point in the gas storage compartment means that there is no need to pack gas bottles for the barbecue – simply hook up your grill to the caravan's gas supply.



An exterior shower is perfect for rinsing sandy feet after a visit to the beach, or dirty paws from a stroll in the woods.



POLAR DOWN TO THE TINIEST DETAIL

- ① The thickest sprung mattresses on the market. Mattress pad included.
- ② Fold-up beds create extra storage space.
- ③ An optional extra for single beds is an adjustable head end.
- ④ Central boiler for both gas and electricity with a 12 V circulation pump, adjustable.
- ⑤ Ventilation system providing good heat distribution, ventilation and a comfortable indoor climate all year round. Ideal for those with allergies.
- ⑥ Leakage indicator. We comply with the stringent regulations that apply for ventilation and the installation of gas appliances, even though this is no longer a legal requirement.
- ⑦ LED lighting in pull-out heated ski compartment and in gas storage compartment.
- ⑧ The thickest insulation on the market. Freon-free walls (37 mm EPS) and floor (44 mm).
- ⑨ Electrics cabinet with 230 V intake, 16 A automatic circuit breaker, residual current device and outlets for 230 V, 12 V, TV and cable TV, and a light for input electric current in the electrics cabinet. TV aerial for digital and analogue reception.
- ⑩ Strong chassis with long service life. Made of galvanised steel profiles, intermediate beams for maximum stability, floor plywood joints assembled using special reinforcing plates for increased strength.
- ⑪ The sturdiest bodywork on the market ensures superior road holding.
- ⑫ Chopping board is placed over the sink and can also be used as a serving tray.
- ⑬ 4-burner gas cooker with electronic ignition function and kitchen fan with removable filter. Induction hob as optional extra.
- ⑭ P-marked bonding for unbeatable water-tightness. Internally developed technology involving overlapping bodywork elements with several bonds. Wide aluminium profile installed over joins between roof and walls for improved water-tightness.
- ⑮ Exterior door with built-in air course in the frame to prevent draughts and frost.
- ⑯ D-Lux window frames. Made from polyurethane, forms an excellent seal with the double-layer windows for the best insulation performance and has the optimal ventilation characteristics on the inside. The side windows can be opened, while the front window is fixed in position to reduce headwind impact when driving. The panes are slightly tinted and feature integrated flyscreens and roller blinds.
- ⑰ Soft Close kitchen drawers.
- ⑱ Gas-spring opening of overhead lockers.
- ⑲ Sofa padded with highly elastic cold foam.
- ⑳ Winter connection function.
- ㉑ Manual shunt to control rear radiator. Allows for a cooler bedroom.
- ㉒ Night lighting with switch by the bed.
- ㉓ Anti-frost water and waste system.
- ㉔ Stabilising hitch.
- ㉕ Hydronic underfloor heating. Electric underfloor heating available as optional extra. The underfloor heating can be activated in certain parts of the caravan while deactivated in others.
- ㉖ Insulation around fresh air inlets and heating elements results in optimum heat transfer.

A MATTER OF TRUST

Once in the early days of Polar caravans a customer was stranded with their caravan and required customer service to be able to continue their journey. Polar's founders, Bertil and Håkan, jumped on the next available flight with the necessary spare part to take it direct to the customer and solve the problem. Rapid, positive and dedicated service is a top priority for us, and thanks to our local production facilities it's easy to get in touch with us from anywhere. This ensures safe and secure caravan ownership.



GUARANTEE

As the owner of a new Polar, you always have a two-year new caravan guarantee and seven-year water tightness guarantee.

The guarantees may differ slightly from country to country. Complete terms and conditions are available to view at polarvagnen.se or from our authorised dealers.

AUTHORISED SERVICE WORKSHOPS

The staff at our authorised workshops undergo regular training. Your caravan requires an annual inspection at one of these workshops in order for your guarantees to remain valid. Prompt and reliable service!



ISO STANDARD

SPARE PARTS

Our caravans are renowned for their long service life. 80 % of all the Polar caravans ever made are still on the road today. Consequently we have an unusually comprehensive stock of spare parts. Our oldest stocked spare parts at this moment are from 1977.

ISO 9001:2015 signifies that our production, sales process and aftermarket activities have been quality assured according to the ISO standard – backing up our dedication to quality, a characteristic of our company since our founding in 1964.



SOME OF THE MOST KNOWLEDGEABLE DEALERS IN EUROPE



SHORT FILMS INTRODUCE YOU TO OUR CERTIFIED DEALERS



BACKAMO



BORLÄNGE



ENKÖPING



KRISTINEHAMN



LAGAN



LÖDDE



MÖLNDAL



SANDVIKEN



SUNDSVALL



DENMARK



NORWAY



SWITZERLAND